

Flowcrete
for the world at your feet

EASY TO APPLY
FLOOR EPOXY

DIY EPOXYFLOR

Your Guide to Flowcrete's
DIY Floor Epoxy



TECHNICAL HELPLINE
+27 31 461 3411

www.flowcretesa.co.za

WHAT IS DIY EPOXYFLOR?

DIY EPOXYFLOR is Flowcrete's brand new, easy to apply, two part epoxy based floor system designed for use in a variety of domestic applications.

DIY EPOXYFLOR BENEFITS...



EASY, DIY APPLICATION



VARIETY OF APPLICATIONS



SUITABLE FOR SMALL JOBS



BRUSH & ROLLER APPLIED



READY TO USE IN 8-12 HOURS

Broom / Vacuum



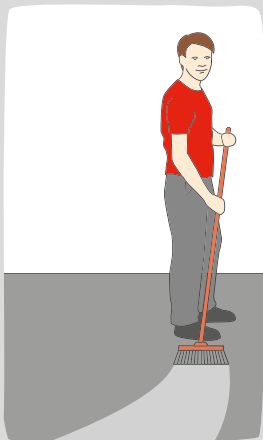
Mop



TOOLS
REQUIRED

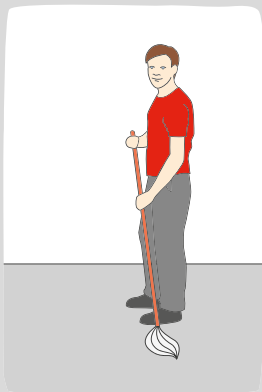
STEP 1

Sweep floor
to remove
any dust.



STEP 2

Wash floor
to remove
any oils and
contamination.



INSTRUCTIONS
FOR USE

PLEASE NOTE...

These instructions are for guidance only. The integrity of the final floor coating is the sole responsibility of the installer and Flowcrete can not be held responsible for incorrect application.

Grinder



Mohair Roller



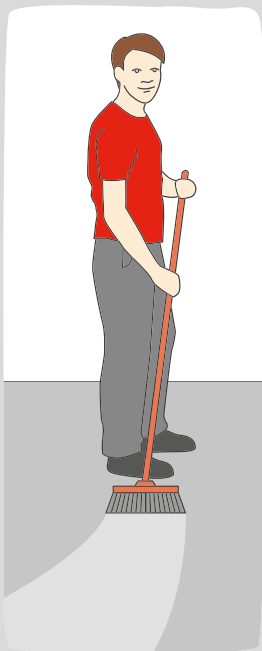
STEP 3

Grind floor to create an open porous, lightly textured finish.



STEP 4

Vacuum or resweep floor.



Mechanical Mixer




Paint Tray



STEP 5

Mechanically mix Part B for 1 minute. Then mix part A and B for 3 minutes.



STEP 6

Apply 2-3 coats with brush and roller. Allow 6-8 hours between coats.



x 2-3



WHY CHOOSE FLOWCRETE PRODUCTS?

Flowcrete has over 30 years of experience in manufacturing specialist flooring materials for a wide range of commercial and industrial applications.

With manufacturing, warehousing and sales locations in South Africa and Kenya, as well as the support of a global network of offices spanning five continents, Flowcrete Africa is well placed to support customers across the African continent.



+27 31 461 3411 (Durban)



+27 11 394 1980 (Johannesburg)



+27 21 385 0653 (Cape Town)



southafrica@flowcrete.com



+254 20 682 1011 (Kenya)



eastafrica@flowcrete.com

SOUTH
AFRICA



EAST
AFRICA



TECHNICAL HELPLINE

+27 31 461 3411

www.flowcretesa.co.za